

# Applications I



# Agenda

## **Fun and games**

- Word search puzzles
- Game playing

## **Stacks and compilers**

- Checking for balanced symbols
- Operator precedence parsing
- Recursive descent parsing

# Word search puzzle

**Problem:** Given a two-dimensional array of characters and a list of words, find the words in the grid.

These words may be horizontal, vertical, or diagonal (for a total of 8 directions).

**figure 10.1**

A sample word search grid

	0	1	2	3
0	t	h	i	s
1	w	a	t	s
2	o	a	h	g
3	f	g	d	t

The grid contains the words: this, two, fat, and that.

# Solution algorithms

**An inefficient algorithm:**

```
for each word W in the word list
  for each row R
    for each column C
      for each direction D
        check if W exists at row R, column C
          in direction D
```

Suppose  $R = C = 32$ , and  $W = 40,000$

Number of string comparisons:

$$W * R * C * 8 = 40,000 * 32 * 32 * 8 = \mathbf{327,680,000}$$

## Improved algorithm:

```
for each row R
  for each column C
    for each direction D
      for each word length L
        check if L chars starting at row R
          column C in direction D form a word
```

Suppose  $R = C = 32$ ,  $W = 40,000$ , and  $L_{max} = 20$

Maximum number of checks:  $R * C * 8 * L_{max} = 32 * 32 * 8 * 20 = 163,840$

If the word list is sorted, we can use binary search and perform each check in roughly  $\log_2 W$  string comparisons.

Total number of string comparisons  $\approx 163,840 * 16 = \mathbf{2,612,440}$

For the example data, this algorithm is about 125 times faster than the previous one.

## Further improved algorithm:

```
for each row R
  for each column C
    for each direction D
      for each word length L
        check if L chars starting at row R,
          column C indirection D form a word
        if they do not form a prefix,
          break; // the innermost loop
```

Whether the  $L$  characters form a prefix may be determined by binary search.

# Implementation in Java

	<i>r,c</i>	

```
int solvePuzzle() {
    int matches = 0;

    for (int r = 0; r < rows; r++)
        for (int c = 0; c < columns; c++)
            for (int rd = -1; rd <= 1; rd++)
                for (int cd = -1; cd <= 1; cd++)
                    if (rd != 0 || cd != 0)
                        matches += solveDirection(r, c, rd, cd);

    return matches;
}
```

```

int solveDirection(int r, int c, int rd, int cd) {
    int numMatches = 0;
    String prefix = "" + theBoard[r][c];

    for (int i = r + rd, j = c + cd;
         i >= 0 && j >= 0 && i < rows && j < columns;
         i += rd, j += cd) {
        prefix += theBoard[i][j];
        int index = prefixSearch(theWords, prefix);
        if (!theWords[index].startsWith(prefix))
            break;
        if (theWords[index].equals(prefix)) {
            numMatches++;
            System.out.println("Found " + prefix + " at " +
                               r + " " + c + " to " +
                               i + " " + j );
        }
    }
    return numMatches;
}

```



```
int prefixSearch(String[] a, String prefix) {
    int low = 0;
    int high = a.length - 1;

    while (low < high) {
        int mid = (low + high) / 2;
        if (a[mid].compareTo(prefix) < 0)
            low = mid + 1;
        else
            high = mid;
    }
    return low;
}
```

$\text{prefix} \leq a[\text{low}] \wedge (\text{low} = 0 \vee \text{prefix} > a[\text{low} - 1])$

or

```
int prefixSearch(String[] a, String prefix) {  
    int idx = Arrays.binarySearch(prefix);  
    return idx >= 0 ? idx : -idx - 1;  
}
```

Recall that the `binarySearch` method in the Collections API returns either the index of a match or the position of the smallest element that is at least as large as the target, plus 1 (as a negative number).

**figure 10.2**

The WordSearch class skeleton

```
1 import java.io.BufferedReader;
2 import java.io.FileReader;
3 import java.io.InputStreamReader;
4 import java.io.IOException;
5
6 import java.util.Arrays;
7 import java.util.ArrayList;
8 import java.util.Iterator;
9 import java.util.List;
10
11
12 // WordSearch class interface: solve word search puzzle
13 //
14 // CONSTRUCTION: with no initializer
15 // *****PUBLIC OPERATIONS*****
16 // int solvePuzzle( ) --> Print all words found in the
17 //                               puzzle; return number of matches
18
19 public class WordSearch
20 {
21     public WordSearch( ) throws IOException
22     { /* Figure 10.3 */ }
23     public int solvePuzzle( )
24     { /* Figure 10.7 */ }
25
26     private int rows;
27     private int columns;
28     private char theBoard[ ][ ];
29     private String [ ] theWords;
30     private BufferedReader puzzleStream;
31     private BufferedReader wordStream;
32     private BufferedReader in = new
33         BufferedReader( new InputStreamReader( System.in ) );
34
35     private static int prefixSearch( String [ ] a, String x )
36     { /* Figure 10.8 */ }
37     private BufferedReader openFile( String message )
38     { /* Figure 10.4 */ }
39     private void readWords( ) throws IOException
40     { /* Figure 10.5 */ }
41     private void readPuzzle( ) throws IOException
42     { /* Figure 10.6 */ }
43     private int solveDirection( int baseRow, int baseCol,
44                               int rowDelta, int colDelta )
45     { /* Figure 10.8 */ }
46 }
```

```
1  /**
2   * Constructor for WordSearch class.
3   * Prompts for and reads puzzle and dictionary files.
4   */
5  public WordSearch( ) throws IOException
6  {
7      puzzleStream = openFile( "Enter puzzle file" );
8      wordStream  = openFile( "Enter dictionary name" );
9      System.out.println( "Reading files..." );
10     readPuzzle( );
11     readWords( );
12 }
```

**figure 10.3**

The WordSearch class  
constructor

```

1  /**
2  * Print a prompt and open a file.
3  * Retry until open is successful.
4  * Program exits if end of file is hit.
5  */
6  private BufferedReader openFile( String message )
7  {
8      String fileName = "";
9      FileReader theFile;
10     BufferedReader fileIn = null;
11
12     do
13     {
14         System.out.println( message + ": " );
15
16         try
17         {
18             fileName = in.readLine( );
19             if( fileName == null )
20                 System.exit( 0 );
21             theFile = new FileReader( fileName );
22             fileIn = new BufferedReader( theFile );
23         }
24         catch( IOException e )
25             { System.err.println( "Cannot open " + fileName ); }
26     } while( fileIn == null );
27
28     System.out.println( "Opened " + fileName );
29     return fileIn;
30 }

```

**figure 10.4**

The `openFile` routine for opening either the grid or word list file

```

1  /**
2   * Routine to read the dictionary.
3   * Error message is printed if dictionary is not sorted.
4   */
5  private void readWords( ) throws IOException
6  {
7      List<String> words = new ArrayList<String>( );
8
9      String lastWord = null;
10     String thisWord;
11
12     while( ( thisWord = wordStream.readLine( ) ) != null )
13     {
14         if( lastWord != null && thisWord.compareTo( lastWord ) < 0 )
15         {
16             System.err.println( "Dictionary is not sorted... skipping" );
17             continue;
18         }
19         words.add( thisWord );
20         lastWord = thisWord;
21     }
22
23     theWords = new String[ words.size( ) ];
24     theWords = words.toArray( theWords );
25 }

```

**figure 10.5**

The readWords routine for reading the word list

```
Arrays.sort( theWords );
```

```

1  /**
2  * Routine to read the grid.
3  * Checks to ensure that the grid is rectangular.
4  * Checks to make sure that capacity is not exceeded is omitted.
5  */
6  private void readPuzzle( ) throws IOException
7  {
8      String oneLine;
9      List<String> puzzleLines = new ArrayList<String>( );
10
11     if( ( oneLine = puzzleStream.readLine( ) ) == null )
12         throw new IOException( "No lines in puzzle file" );
13
14     columns = oneLine.length( );
15     puzzleLines.add( oneLine );
16
17     while( ( oneLine = puzzleStream.readLine( ) ) != null )
18     {
19         if( oneLine.length( ) != columns )
20             System.err.println( "Puzzle is not rectangular; skipping row" );
21         else
22             puzzleLines.add( oneLine );
23     }
24
25     rows = puzzleLines.size( );
26     theBoard = new char[ rows ][ columns ];
27
28     int r = 0;
29     for( String theLine : puzzleLines )
30         theBoard[ r++ ] = theLine.toCharArray( );
31 }

```

**figure 10.6**

The readPuzzle routine for reading the grid

char[ ][ ] theBoard;

**figure 10.9**


A simple main routine  
for the word search  
puzzle problem

```
1      // Cheap main
2      public static void main( String [ ] args )
3      {
4          WordSearch p = null;
5
6          try
7          {
8              p = new WordSearch( );
9          }
10         catch( IOException e )
11         {
12             System.out.println( "IO Error: " );
13             e.printStackTrace( );
14             return;
15         }
16
17         System.out.println( "Solving..." );
18         p.solvePuzzle( );
19     }
```

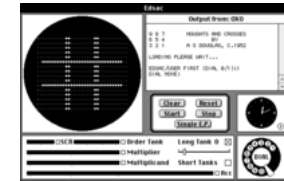


# Games



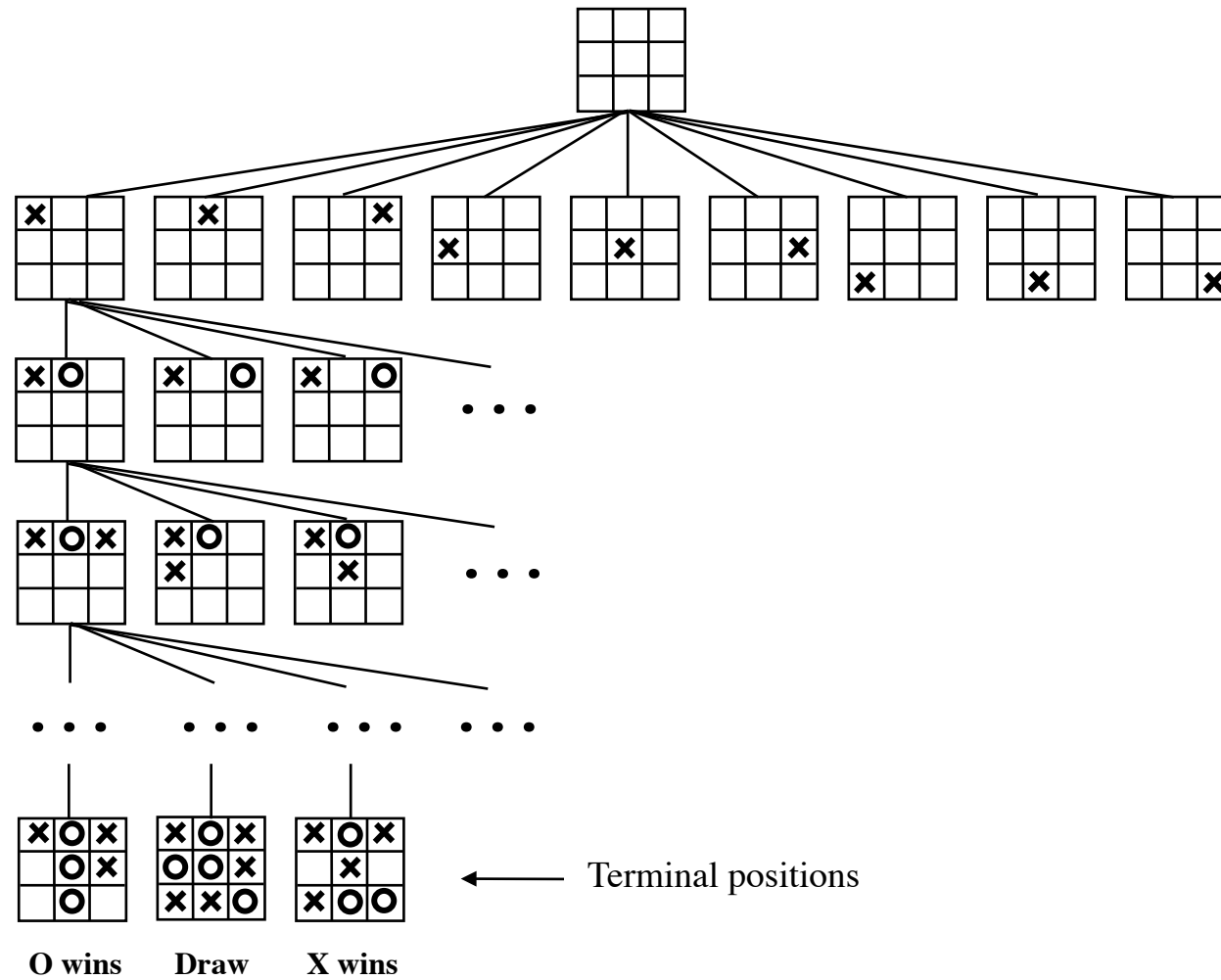


Electronic Delay Storage Automatic Calculator (EDSAC), 1949.  
1024 locations, each containing 18 bits. One instruction per second.



OXO for EDSAC, 1952  
OXO was the first digital graphical game to run on a computer.

# The game of Tic-Tac-Toe



```

public class TicTacToe {
    public static final int HUMAN          = 0;
    public static final int COMPUTER      = 1;
    public static final int EMPTY        = 2;

    public static final int HUMAN_WIN    = -1;
    public static final int DRAW         = 0;
    public static final int COMPUTER_WIN = +1;
    public static final int UNCLEAR      = 2;

    public TicTacToe() { clearBoard(); }

    public Best chooseMove(int side) { ... }
    public boolean playMove(int side, int row, int column) { ... }
    public void clearBoard() { ... }
    public boolean boardIsFull() { ... }
    public boolean isAWin(int side) { ... }

    private int[][] board = new int[3][3];
    private void place(int row, int column, int piece) { ... }
    private boolean squareIsEmpty(int row, int column) { ... }
    private int positionValue() { ... }
}

```

```
class Best {  
    int row, column;  
    int val;  
  
    public Best(int v, int r, int c)  
        { val = v; row = r; column = c; }  
  
    public Best(int v)  
        { this(v, 0, 0); }  
}
```

## The minimax strategy

1. A *terminal position* can immediately be evaluated, so if the position is terminal, return its value.
2. Otherwise, if it is the computer's turn to move, return the *maximum* value of all positions reachable by making one move. The reachable values are calculated recursively.
3. Otherwise, if it is the human player's turn to move, return the *minimum* value of all positions reachable by making one move. The reachable values are calculated recursively.

```

public Best chooseMove(int side) {
    int bestRow = 0, bestColumn = 0;
    int value, opp;

    if ((value = positionValue()) != UNCLEAR)
        return new Best(value);
    if (side == COMPUTER) { opp = HUMAN; value = HUMAN_WIN; }
    else { opp = COMPUTER; value = COMPUTER_WIN; }
    for (int row = 0; row < 3; row++)
        for (int column = 0; column < 3; column++)
            if (squareIsEmpty(row, column)) {
                place(row, column, side);
                Best reply = chooseMove(opp);
                place(row, column, EMPTY);
                if (side == COMPUTER && reply.val > value ||
                    side == HUMAN && reply.val < value) {
                    value = reply.val;
                    bestRow = row; bestColumn = column;
                }
            }
    return new Best(value, bestRow, bestColumn);
}

```

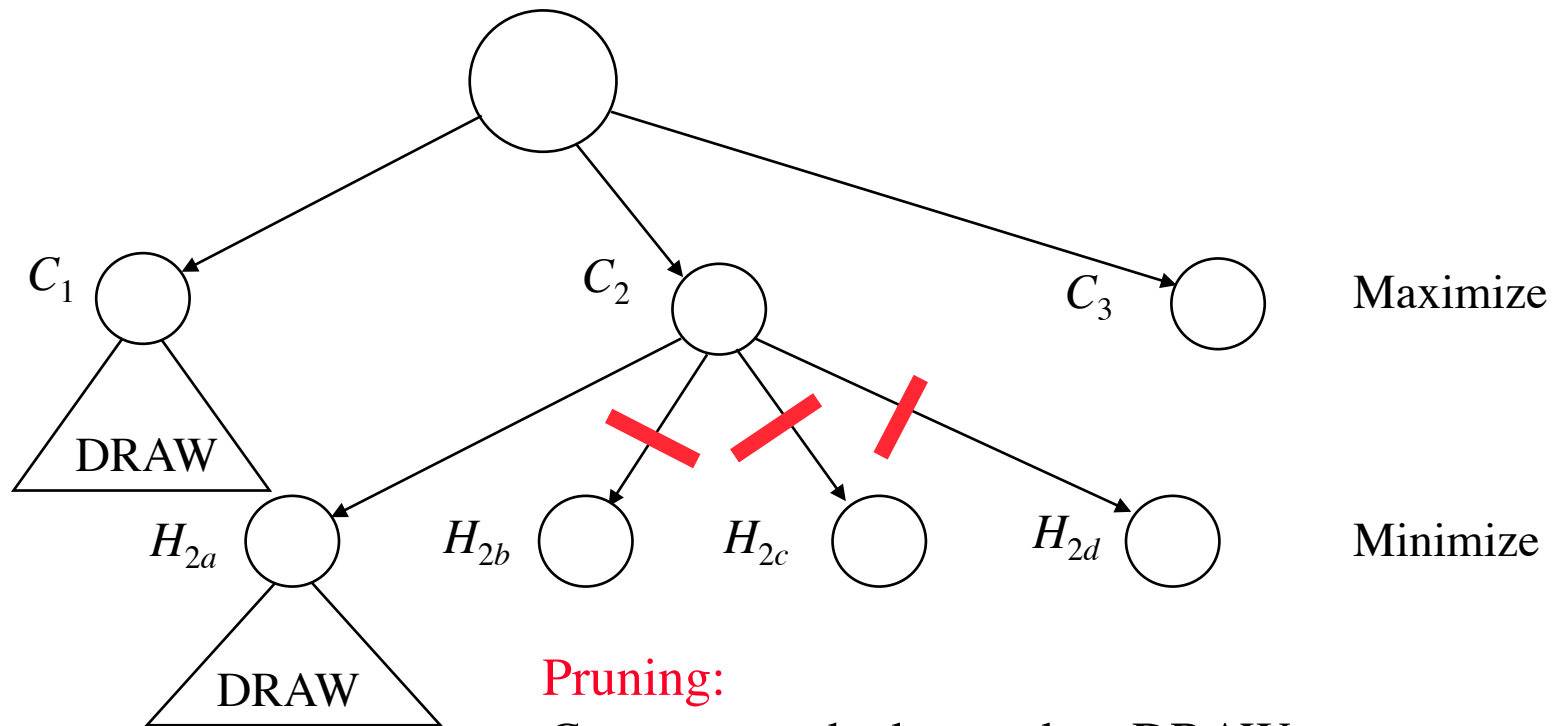
HUMAN\_WIN = -1

COMPUTER\_WIN = +1;

# Minimax does more searching than necessary



Pruning







# Alpha-beta pruning

Your enemy lost a bet and owes you one thing from a number of bags. You choose bag, but he chooses thing. Go through the bags one item at a time.

First bag: VM soccer tickets, sandwich, and \$20

He will choose the sandwich

Second bag: Dead fish, ...

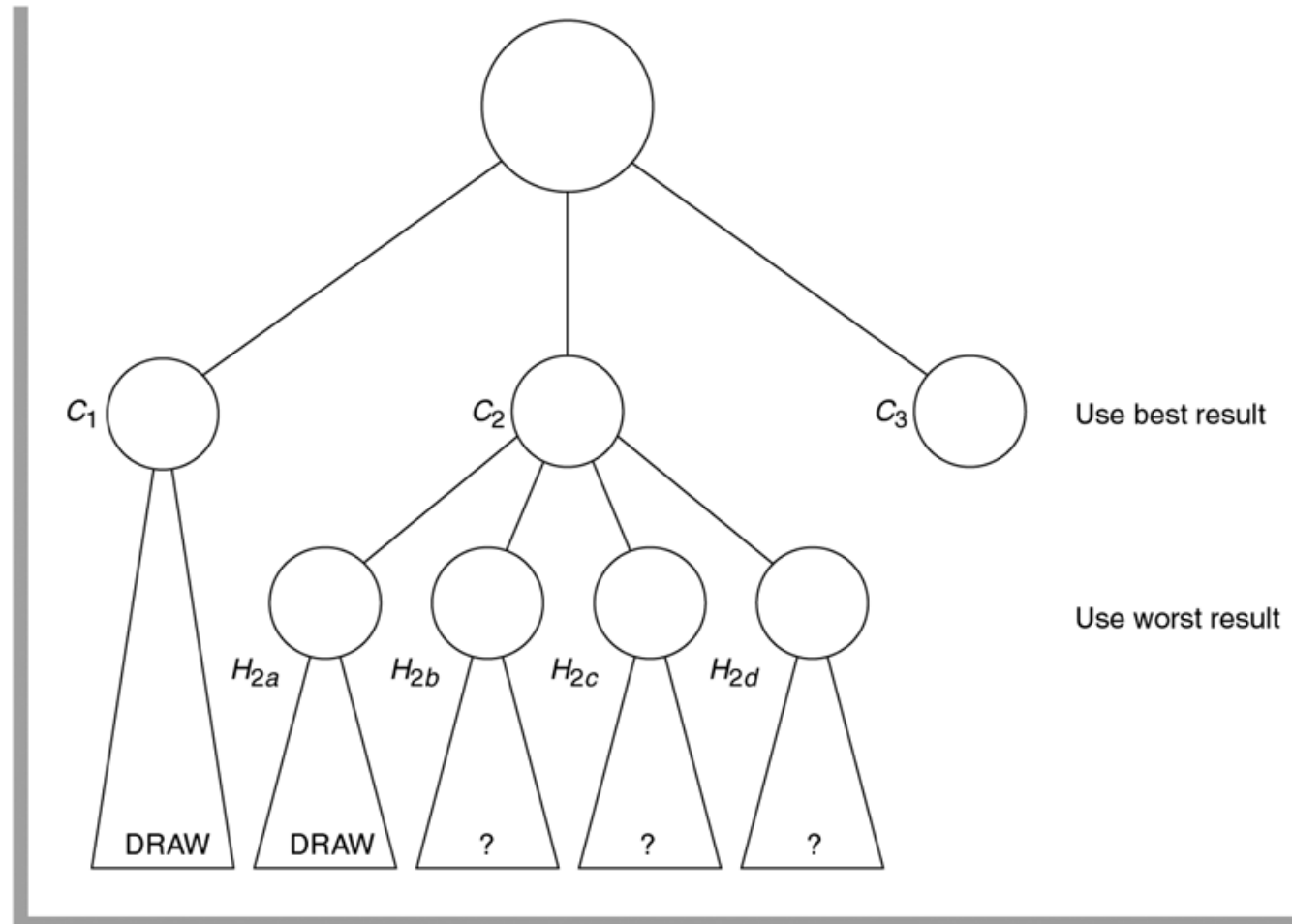
He will choose dead fish. Doesn't matter if the rest is a car and \$50. You don't need to look further in that bag.

Alpha-beta stops completely evaluating a move when at least one possibility has been found that proves the move to be worse than or equal to a previously examined move.

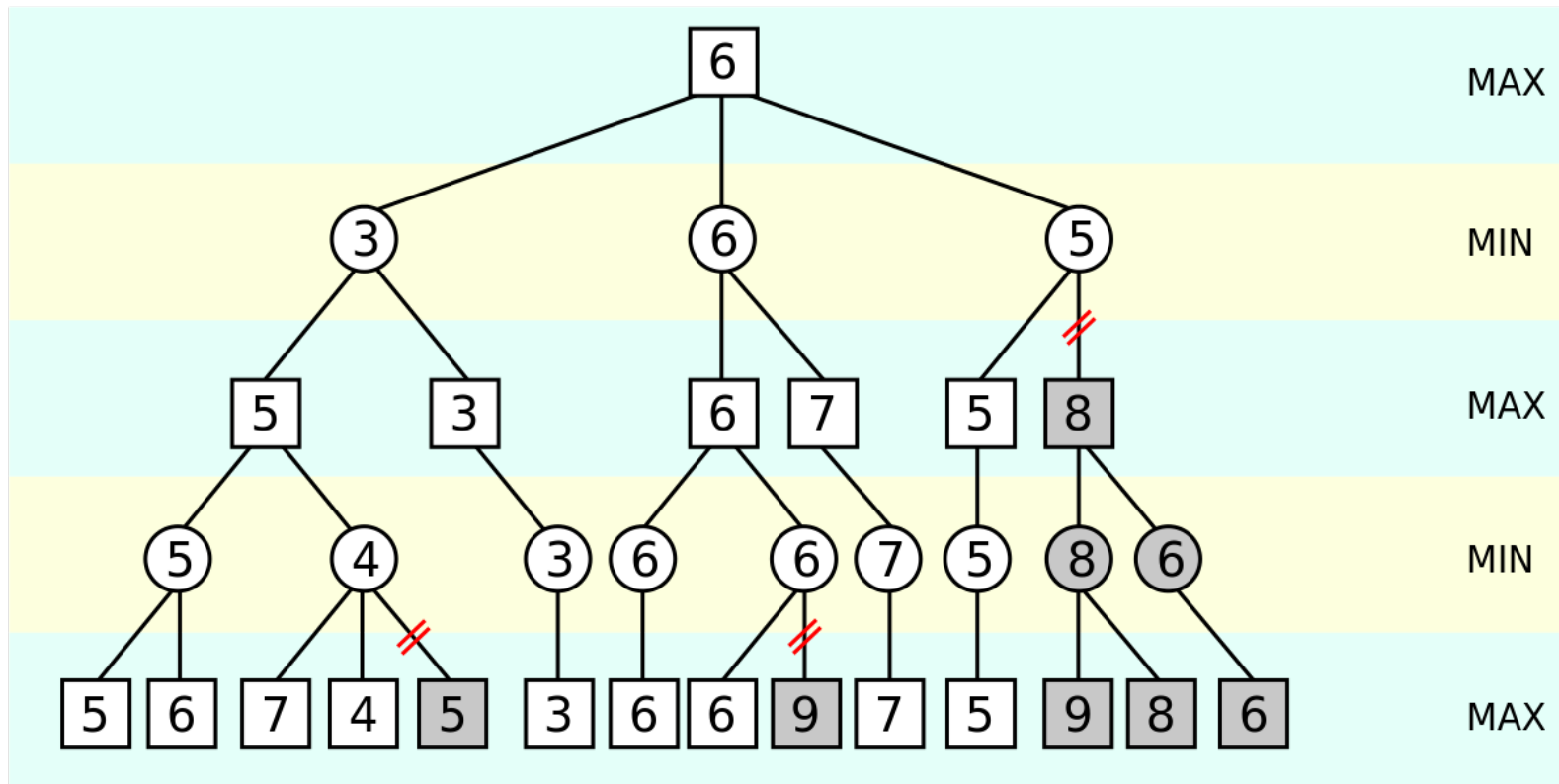
# Alpha-beta pruning

**figure 10.10**

Alpha-beta pruning:  
After  $H_{2a}$  is evaluated,  
 $C_2$ , which is the  
minimum of the  $H_2$ 's,  
is at best a draw.  
Consequently, it  
cannot be an  
improvement over  $C_2$ .  
We therefore do not  
need to evaluate  $H_{2b}$ ,  
 $H_{2c}$ , and  $H_{2d}$  and can  
proceed directly to  $C_3$ .



# Alpha-beta pruning example



# Alpha-beta pruning

We say that the move  $H_{2a}$  is a *refutation* of the move  $C_2$ .

It proves that  $C_2$  is not a better move than what already been seen.

**alpha:** The currently best value achieved by the computer (MAX)

**beta:** The currently best value achieved by the human player (MIN)

## Prune

(1) when the human player achieves a value less than or equal to alpha.

(2) when the computer achieves a value greater than or equal to beta.

Prune when  $\alpha \geq \beta$

*refutation* (en): *gendrivelse* (da)

```

public Best chooseMove(int side, int alpha, int beta) {
    int bestRow = 0, bestColumn = 0;
    int value, opp;
    if ((value = positionValue()) != UNCLEAR)
        return new Best(value);
    if (side == COMPUTER) { opp = HUMAN; value = alpha; }
    else { opp = COMPUTER; value = beta; }
Outer:
    for (int row = 0; row < 3; row++)
        for (int column = 0; column < 3; column++)
            if (squareIsEmpty(row, column)) {
                place(row, column, side);
                Best reply = chooseMove(opp, alpha, beta);
                place(row, column, EMPTY);
                if (side == COMPUTER && reply.val > value ||
                    side == HUMAN && reply.val < value) {
                    value = reply.val;
                    if (side == COMPUTER) alpha = value;
                    else beta = value;
                    bestRow = row; bestColumn = column;
                    if (alpha >= beta)
                        break Outer;
                }
            }
    return new Best(value, bestRow, bestColumn);
}

```

# Driver routine

```
Best chooseMove(int side) {  
    return chooseMove(side, HUMAN_WIN, COMPUTER_WIN);  
}
```

# The effect of alpha-beta pruning

Alpha-beta pruning is most efficient if it searches the best move first.

In practice, alpha-beta pruning limits the searching to  $O(\sqrt{N})$  nodes, where  $N$  is the number of nodes that would be examined without alpha-beta pruning.

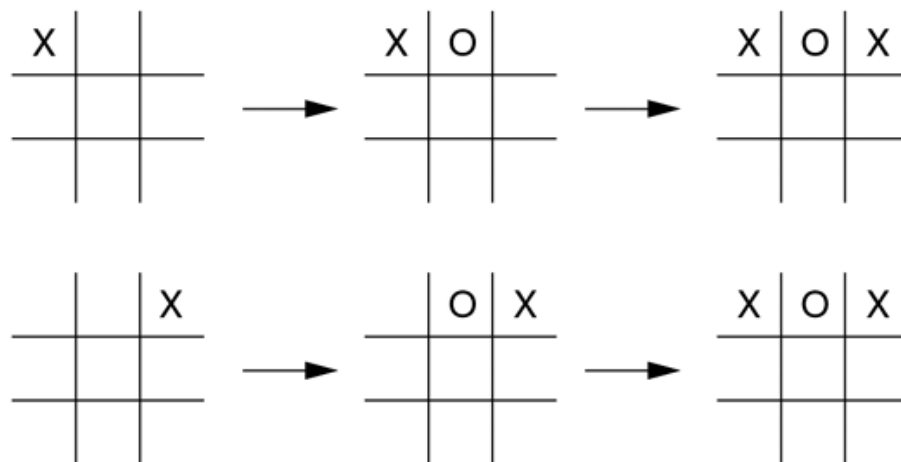
Or, equivalently, the search can go twice as deep with the same amount of computation.

$$\sqrt{b^{2d}} = b^d$$

where  $b$  is the branching factor

# Pruning by a transposition table

Avoid re-computations by saving evaluated positions in a table



**figure 10.12**

Two searches that arrive at identical positions

Use a *transposition table*. Such a table is a hash table of each of the positions analyzed so far up to a certain depth. On encountering a new position, the program checks the table to see if the position has already been analyzed; this can be done quickly, in expected constant time



```

class Position {
    int[][] board;

    Position(int theBoard[][]) {
        board = new int[3][3];
        for (int i = 0; i < 3; i++)
            for (int j = 0; j < 3; j++)
                board[i][j] = theBoard[i][j];
    }

    @override public boolean equals(Object rhs) {
        for (int i = 0; i < 3; i++)
            for (int j = 0; j < 3; j++)
                if (board[i][j] != ((Position) rhs).board[i][j])
                    return false;
        return true;
    }

    @override public int hashCode() {
        int hashVal = 0;
        for (int i = 0; i < 3; i++)
            for (int j = 0; j < 3; j++)
                hashVal = hashVal * 4 + board[i][j];
        return hashVal;
    }
}

```

```
private Map<Position,Integer> transpositions =  
    new HashMap<Position,Integer>();
```

```
public Best chooseMove(int side, int alpha, int beta,  
                       int depth) {  
    int bestRow = 0, bestColumn = 0;  
    int value, opp;  
    Position thisPosition = new Position(board);  
  
    if ((value = positionValue()) != UNCLEAR)  
        return new Best(value);  
    if (depth == 0)  
        transpositions.clear();  
    else if (depth >= 3 && depth <= 5) {  
        Integer lookupVal = transpositions.get(thisPosition);  
        if (lookupVal != null)  
            return new Best(lookupVal);  
    }  
    ... chooseMove(opp, alpha, beta, depth + 1); ...  
    if (depth >= 3 && depth <= 5)  
        transpositions.put(thisPosition, value);  
    return new Best(value, bestRow, bestColumn);  
}
```

# **The effect of alpha-beta pruning and a transposition table for Tic-Tac-Toe**

Alpha-beta pruning reduces the search from about 500,000 positions to about 18,000 positions.

The use of a transposition table removes about half of the 18,000 positions from consideration. The program's speed is almost doubled.

# A general Java package for two-person game playing

by Keld Helsgaun

```
package twoPersonGame;
```

```
public abstract class Position {  
    public boolean maxToMove;  
    public abstract List<Position> successors();  
    public abstract int value();  
    public int alpha_beta(int alpha, int beta, int maxDepth) { ... };  
    public Position bestSuccessor;  
}
```

```

public int alpha_beta(int alpha, int beta, int maxDepth) {
    List<Position> successors;
    if (maxDepth <= 0 ||
        (successors = successors()) == null || successors.isEmpty())
        return value();
    for (Position successor : successors) {
        int value = successor.alpha_beta(alpha, beta, maxDepth - 1);
        if (maxToMove && value > alpha) {
            alpha = value;
            bestSuccessor = successor;
        } else if (!maxToMove && value < beta) {
            beta = value;
            bestSuccessor = successor;
        }
        if (alpha >= beta)
            break;
    }
    return maxToMove ? alpha : beta;
}

```

# Reduction of code (negamax)

```
public int alpha_beta(int alpha, int beta, int maxDepth) {
    List<Position> successors;
    if (maxDepth <= 0 ||
        (successors = successors()) == null || successors.isEmpty())
        return (maxToMove ? 1 : -1) * value();
    for (Position successor : successors) {
        int value = -successor.alpha_beta(-beta, -alpha, maxDepth - 1);
        if (value > alpha) {
            alpha = value;
            bestSuccessor = successor;
        }
        if (alpha >= beta)
            break;
    }
    return alpha;
}
```

```


import twoPersonGame.*;

public class TicTacToePosition extends Position {
    public TicTacToePosition(int row, int column,
                             TicTacToePosition predecessor) { ... }
    @Override public List<Position> successors() {
        List<Position> successors = new ArrayList<Position>();
        if (!isTerminal())
            for (int row = 0; row < 3; row++)
                for (int column = 0; column < 3; column++)
                    if (board[row][column] == '.')
                        successors.add(
                            new TicTacToePosition(row, column, this));
        return successors;
    }
    @Override public int value()
        { return isAWin('O') ? 1 : isAWin('X') ? -1 : 0; }
    public boolean boardIsFull() { ... }
    public boolean isAWin(char symbol) { ... }
    public boolean isTerminal() { ... }
    public void print() { ... }

    int row, column;
    char[][] board = new char[3][3];
}

```

# Stacks and compilers





# Balanced symbol-checker

**Problem:** Given a string containing parentheses, determine if for every left parenthesis there exists a matching right parenthesis.

For example the parentheses balance in "[()]", but not in "[()]".

In the following, we simplify the problem by assuming that the string only consists of parentheses.

# Only one type of parenthesis

If there is only one type of parenthesis, e.g., '(' and ')', the solution is simple.

We can check the balance by means of a counter.

```
boolean balanced(String s) {
    int balance = 0;
    for (int i = 0; i < s.length(); i++) {
        char c = s.charAt(i);
        if (c == '(')
            balance++;
        else if (c == ')') {
            balance--;
            if (balance < 0)
                return false;
        }
    }
    return balance == 0;
}
```

# More than one type of parenthesis

However, if there is more than one type of parenthesis, the problem cannot be solved by means of counters.

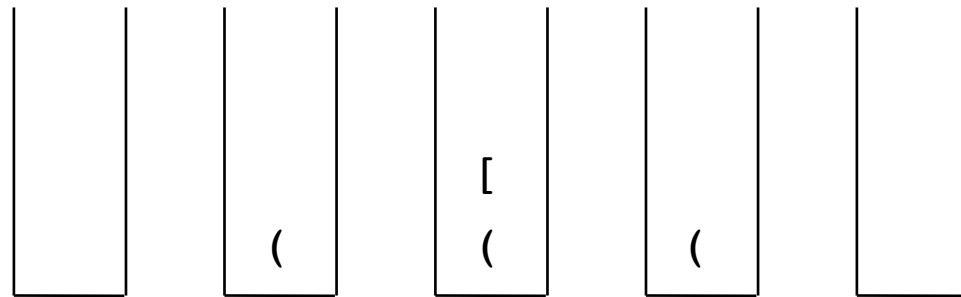
However, we can check the balance by means of a stack:

1. Make an empty stack.
2. Read symbols until the end of the string.
  - a. If the symbol is an opening symbol, push it onto the stack.
  - b. If it is a closing symbol, do the following
    - i. If the stack is empty, report an error.
    - ii. Otherwise, pop the stack. If the symbol popped is not the corresponding opening symbol, report an error.
3. At the end of the string, if the stack is not empty, report an error.

# Example

Symbols: ( ) [ ] { }

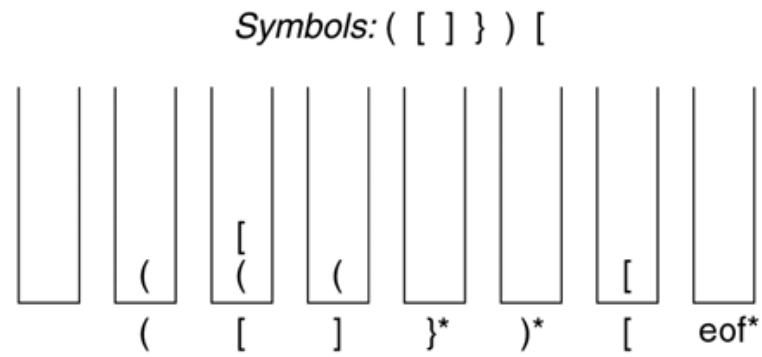
```
String s = "([)]"
```



( [ ( ] } Error!

**figure 11.1**

Stack operations in a  
balanced-symbol  
algorithm



Errors (indicated by \*):  
} when expecting  
) with no matching opening symbol  
[ unmatched at end of input

# Stack of characters

```
class CharStack {  
    void push(char ch) { stack[++top] = ch; }  
    char pop() { return stack[top--]; }  
    boolean isEmpty() { return top == -1; }  
  
    private char[] stack = new char[100];  
    private int top = -1;  
}
```

# Java code

```
boolean balanced(String s) {
    CharStack stack = new CharStack();
    for (int i = 0; i < s.length(); i++) {
        char c = s.charAt(i);
        if (c == '(' || c == '[' || c == '{')
            stack.push(c);
        else if (stack.isEmpty() ||
            (c == ')' && stack.pop() != '(') ||
            (c == ']' && stack.pop() != '[') ||
            (c == '}' && stack.pop() != '{'))
            return false;
        }
    }
    return stack.isEmpty();
}
```

**figure 11.2**

The Tokenizer class skeleton, used to retrieve tokens from an input stream

```
1 import java.io.Reader;
2 import java.io.PushbackReader;
3 import java.io.IOException;
4
5 // Tokenizer class.
6 //
7 // CONSTRUCTION: with a Reader object
8 // *****PUBLIC OPERATIONS*****
9 // char getNextOpenClose( ) --> Get next opening/closing symbol
10 // int getLineNumber( ) --> Return current line number
11 // int getErrorCount( ) --> Return number of parsing errors
12 // String getNextID( ) --> Get next Java identifier
13 // (see Section 12.2)
14 // *****ERRORS*****
15 // Error checking on comments and quotes is performed
16
17 public class Tokenizer
18 {
19     public Tokenizer( Reader inStream )
20     { errors = 0; ch = '\0'; currentLine = 1;
21       in = new PushbackReader( inStream ); }
22
23     public static final int SLASH_SLASH = 0;
24     public static final int SLASH_STAR = 1;
25
26     public int getLineNumber( )
27     { return currentLine; }
28     public int getErrorCount( )
29     { return errors; }
30     public char getNextOpenClose( )
31     { /* Figure 11.7 */ }
32     public char getNextID( )
33     { /* Figure 12.29 */ }
34
35     private boolean nextChar( )
36     { /* Figure 11.4 */ }
37     private void putBackChar( )
38     { /* Figure 11.4 */ }
39     private void skipComment( int start )
40     { /* Figure 11.5 */ }
41     private void skipQuote( char quoteType )
42     { /* Figure 11.6 */ }
43     private void processSlash( )
44     { /* Figure 11.7 */ }
45     private static final boolean isIdChar( char ch )
46     { /* Figure 12.27 */ }
47     private String getRemainingString( )
48     { /* Figure 12.28 */ }
49
50     private PushbackReader in; // The input stream
51     private char ch; // Current character
52     private int currentLine; // Current line
53     private int errors; // Number of errors seen
54 }
```



```

1 import java.io.Reader;
2 import java.io.FileReader;
3 import java.io.IOException;
4 import java.io.InputStreamReader;
5
6 import java.util.Stack;
7
8
9 // Balance class: check for balanced symbols
10 //
11 // CONSTRUCTION: with a Reader object
12 // *****PUBLIC OPERATIONS*****
13 // int checkBalance( ) --> Print mismatches
14 //                               return number of errors
15 // *****ERRORS*****
16 // Error checking on comments and quotes is performed
17 // main checks for balanced symbols.
18
19 public class Balance
20 {
21     public Balance( Reader inStream )
22     { errors = 0; tok = new Tokenizer( inStream ); }
23
24     public int checkBalance( )
25     { /* Figure 11.8 */ }
26
27     private Tokenizer tok;
28     private int errors;
29
30     /**
31     * Symbol nested class;
32     * represents what will be placed on the stack.
33     */
34     private static class Symbol
35     {
36         public char token;
37         public int theLine;
38
39         public Symbol( char tok, int line )
40         {
41             token = tok;
42             theLine = line;
43         }
44     }
45
46     private void checkMatch( Symbol opSym, Symbol clSym )
47     { /* Figure 11.9 */ }
48 }

```

**figure 11.3**

Class skeleton for a  
balanced-symbol  
program

```

1  /**
2  * nextChar sets ch based on the next character in the input stream.
3  * putBackChar puts the character back onto the stream.
4  * It should be used only once after a call to nextChar.
5  * Both routines adjust currentLine if necessary.
6  */
7  private boolean nextChar( )
8  {
9      try
10     {
11         int readVal = in.read( );
12         if( readVal == -1 )
13             return false;
14         ch = (char) readVal;
15         if( ch == '\n' )
16             currentLine++;
17         return true;
18     }
19     catch( IOException e )
20         { return false; }
21 }
22
23 private void putBackChar( )
24 {
25     if( ch == '\n' )
26         currentLine--;
27     try
28         { in.unread( (int) ch ); }
29     catch( IOException e ) { }
30 }

```

**figure 11.4**

The `nextChar` routine for reading the next character, updating `currentLine` if necessary, and returning `true` if not at the end of file; and the `putBackChar` routine for putting back `ch` and updating `currentLine` if necessary

```

1  /**
2   * Precondition: We are about to process a comment;
3   *               have already seen comment-start token
4   * Postcondition: Stream will be set immediately after
5   *               comment-ending token
6   */
7  private void skipComment( int start )
8  {
9      if( start == SLASH_SLASH )
10     {
11         while( nextChar( ) && ( ch != '\n' ) )
12             ;
13         return;
14     }
15
16     // Look for a */ sequence
17     boolean state = false; // True if we have seen *
18
19     while( nextChar( ) )
20     {
21         if( state && ch == '/' )
22             return;
23         state = ( ch == '*' );
24     }
25     errors++;
26     System.out.println( "Unterminated comment!" );
27 }

```

**figure 11.5**

The skipComment routine for moving past an already started comment

**figure 11.6**

The skipQuote routine for moving past an already started character or string constant

```
1  /**
2  * Precondition: We are about to process a quote;
3  *               have already seen beginning quote.
4  * Postcondition: Stream will be set immediately after
5  *               matching quote
6  */
7  private void skipQuote( char quoteType )
8  {
9      while( nextChar( ) )
10     {
11         if( ch == quoteType )
12             return;
13         if( ch == '\n' )
14             {
15                 errors++;
16                 System.out.println( "Missing closed quote at line " +
17                                     currentLine );
18                 return;
19             }
20         else if( ch == '\\' )
21             nextChar( );
22     }
23 }
```

**figure 11.7**

The getNextOpenClose routine for skipping comments and quotes and returning the next opening or closing character, along with the processSlash routine

```
1  /**
2   * Get the next opening or closing symbol.
3   * Return false if end of file.
4   * Skip past comments and character and string constants
5   */
6  public char getNextOpenClose( )
7  {
8      while( nextChar( ) )
9      {
10         if( ch == '/' )
11             processSlash( );
12         else if( ch == '\\' || ch == '"' )
13             skipQuote( ch );
14         else if( ch == '(' || ch == '[' || ch == '{' ||
15                 ch == ')' || ch == ']' || ch == '}' )
16             return ch;
17     }
18     return '\\0';          // End of file
19 }
20
21 /**
22  * After the opening slash is seen deal with next character.
23  * If it is a comment starter, process it; otherwise putback
24  * the next character if it is not a newline.
25  */
26 private void processSlash( )
27 {
28     if( nextChar( ) )
29     {
30         if( ch == '*' )
31         {
32             // Javadoc comment
33             if( nextChar( ) && ch != '*' )
34                 putBackChar( );
35             skipComment( SLASH_STAR );
36         }
37         else if( ch == '/' )
38             skipComment( SLASH_SLASH );
39         else if( ch != '\\n' )
40             putBackChar( );
41     }
42 }
```

```

1  /**
2  * Print an error message for unbalanced symbols.
3  * @return number of errors detected.
4  */
5  public int checkBalance( )
6  {
7      char ch;
8      Symbol match = null;
9      Stack<Symbol> pendingTokens = new Stack<Symbol>( );
10
11     while( ( ch = tok.getNextOpenClose( ) ) != '\0' )
12     {
13         Symbol lastSymbol = new Symbol( ch, tok.getLineNumber( ) );
14
15         switch( ch )
16         {
17             case '(': case '[': case '{':
18                 pendingTokens.push( lastSymbol );
19                 break;
20
21             case ')': case ']': case '}':
22                 if( pendingTokens.isEmpty( ) )
23                 {
24                     errors++;
25                     System.out.println( "Extraneous " + ch +
26                                         " at line " + tok.getLineNumber( ) );
27                 }
28             else
29             {
30                 match = pendingTokens.pop( );
31                 checkMatch( match, lastSymbol );
32             }
33             break;
34
35             default: // Cannot happen
36                 break;
37         }
38     }
39
40     while( !pendingTokens.isEmpty( ) )
41     {
42         match = pendingTokens.pop( );
43         System.out.println( "Unmatched " + match.token +
44                             " at line " + match.theLine );
45         errors++;
46     }
47     return errors + tok.getErrorCount( );
48 }

```

**figure 11.8**

The checkBalance algorithm

```

1  /**
2  * Print an error message if c1Sym does not match opSym.
3  * Update errors.
4  */
5  private void checkMatch( Symbol opSym, Symbol c1Sym )
6  {
7      if( opSym.token == '(' && c1Sym.token != ')' ||
8          opSym.token == '[' && c1Sym.token != ']' ||
9          opSym.token == '{' && c1Sym.token != '}' )
10     {
11         System.out.println( "Found " + c1Sym.token + " on line " +
12             tok.getLineNumber( ) + "; does not match " + opSym.token
13             + " at line " + opSym.theLine );
14         errors++;
15     }
16 }

```

**figure 11.9**

The checkMatch routine for checking that the closing symbol matches the opening symbol

```

1 // main routine for balanced symbol checker.
2 // If no command line parameters, standard output is used.
3 // Otherwise, files in command line are used.
4 public static void main( String [ ] args )
5 {
6     Balance p;
7
8     if( args.length == 0 )
9     {
10
11         p = new Balance( new InputStreamReader( System.in ) );
12         if( p.checkBalance( ) == 0 )
13             System.out.println( "No errors!" );
14         return;
15     }
16
17     for( int i = 0; i < args.length; i++ )
18     {
19         FileReader f = null;
20         try
21         {
22             f = new FileReader( args[ i ] );
23
24             System.out.println( args[ i ] + ": " );
25             p = new Balance( f );
26             if( p.checkBalance( ) == 0 )
27                 System.out.println( " ...no errors!" );
28         }
29         catch( IOException e )
30             { System.err.println( e + args[ i ] ); }
31         finally
32         {
33             try
34             { if( f != null ) f.close( ); }
35             catch( IOException e )
36                 { }
37         }
38     }
39 }

```

**figure 11.10**

The main routine with  
command-line  
arguments



# Evaluation of arithmetic expressions

Evaluate the expression

$$1 * 2 + 3 * 4$$

$$\text{Value} = (1 * 2) + (3 * 4) = 2 + 12 = 14.$$

Simple left-to-right evaluation is not sufficient.

We must take into account that multiplication has higher **precedence** than addition (\* binds more tightly than +).

Intermediate values have to be saved.

# Associativity

If two operators have the same precedence, their **associativity** determines which one gets evaluated first.

The expression  $4 - 3 - 2$  is evaluated as  $(4 - 3) - 2$ , since minus associates **left-to-right**.

The expression  $4 \wedge 3 \wedge 2$  in which  $\wedge$  is the exponentiation operator is evaluated as  $4 \wedge (3 \wedge 2)$ , since  $\wedge$  associates **right-to-left**.

# Parentheses

The evaluation order may be clarified by means of parentheses.

Example:

$$1 - 2 - 4 * 5 ^ 3 * 6 / 7 ^ 2 ^ 2$$

may be expressed as

$$(1 - 2) - (((4 * (5 ^ 3)) * 6) / (7 ^ (2 ^ 2)))$$

Although parentheses make the order of evaluation unambiguous, they do not make the mechanism for evaluation any clearer.

# Postfix notation

(Reverse Polish notation)

The normal notation used for arithmetic expressions is called **infix** notation (the operators are placed *between* its operands, e.g.,  $3 + 4$ ).

Evaluation may be simplified by using **postfix** notation (the operators are placed *after* its operands (e.g.,  $3\ 4\ +$ )).

The infix expression

$$1 - 2 - 4 \wedge 5 * 3 * 6 / 7 \wedge 2 \wedge 2$$

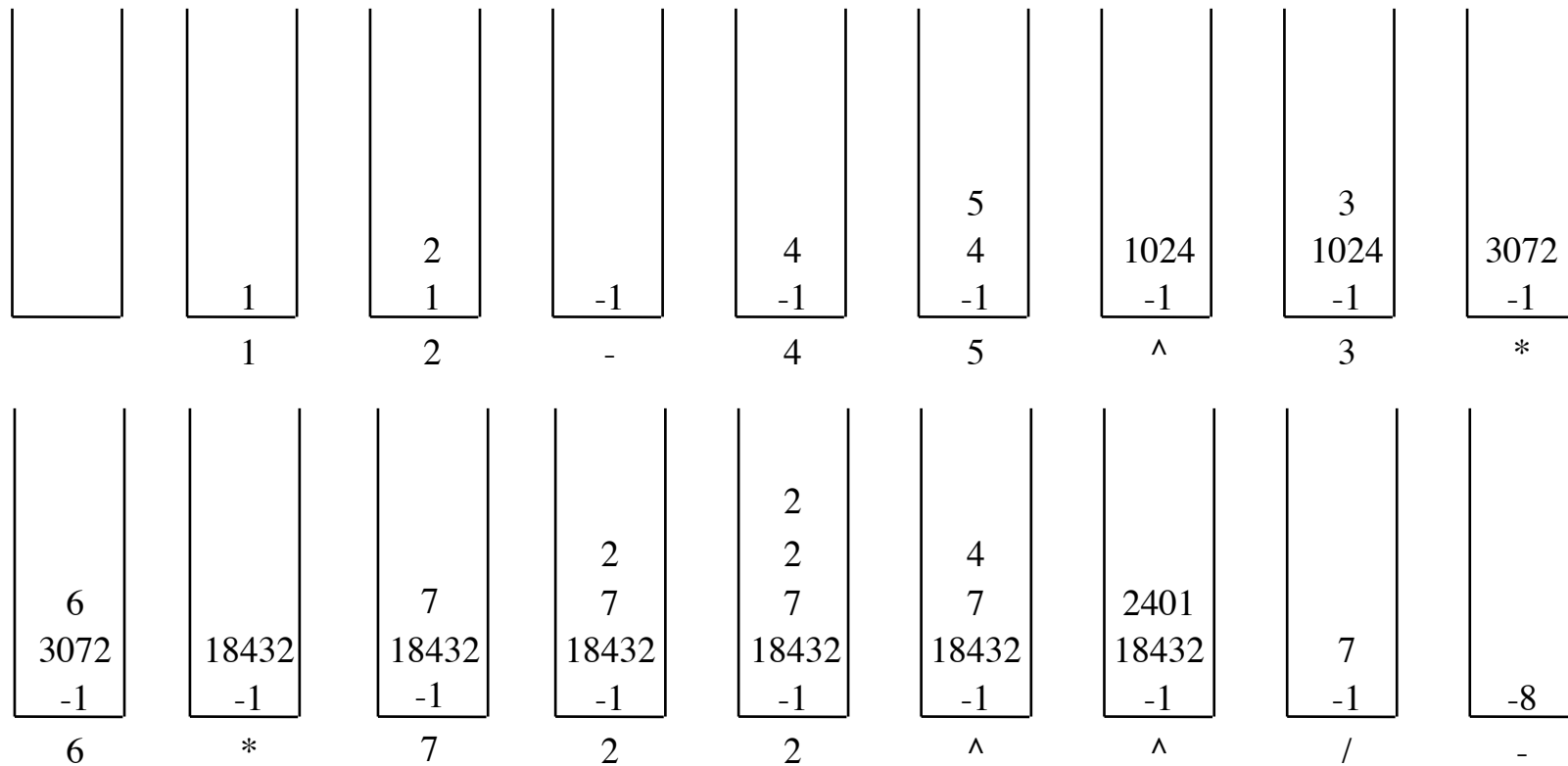
may be written in postfix notation as

$$1\ 2\ -\ 4\ 5\ \wedge\ 3\ *\ 6\ *\ 7\ 2\ 2\ \wedge\ \wedge\ /\ -$$

Notice that postfix notation is **parenthesis-free**.

# Evaluation of a postfix expression

1 2 - 4 5 ^ 3 \* 6 \* 7 2 2 ^ ^ / - (postfix)



```

class Calculator {
    static int valueOf(String str) {
        IntStack s = new IntStack();
        for (int i = 0; i < str.length(); i++) {
            char c = str.charAt(i);
            if (Character.isDigit(c))
                s.push(Character.getNumericValue(c));
            else if (!Character.isWhitespace(c)) {
                int rhs = s.pop(), lhs = s.pop();
                switch(c) {
                    case '+': s.push(lhs + rhs); break;
                    case '-': s.push(lhs - rhs); break;
                    case '*': s.push(lhs * rhs); break;
                    case '/': s.push(lhs / rhs); break;
                    case '^': s.push((int) Math.pow(lhs, rhs)); break;
                }
            }
        }
        return s.pop();
    }
}

```

We assume single-digit numbers

# Conversion from infix to postfix

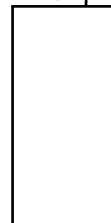
Dijkstra's shunting-yard algorithm

Infix string                      *operands*                      Postfix string (output)



*operators*

Operator stack



All operands are added to the output when they are read.

An operator pops off the stack and onto the output all operators of higher or, in case of a left-associative operator, equal precedence. Then the input operator is pushed onto the stack.

At the end of reading, all operators are popped off the stack and onto the output.

Infix Expression	Postfix Expression	Associativity
$2 + 3 + 4$	$2 3 + 4 +$	Left-associative: Input $+$ is lower than stack $+$ .
$2 ^ 3 ^ 4$	$2 3 4 ^ ^$	Right-associative: Input $^$ is higher than stack $^$ .

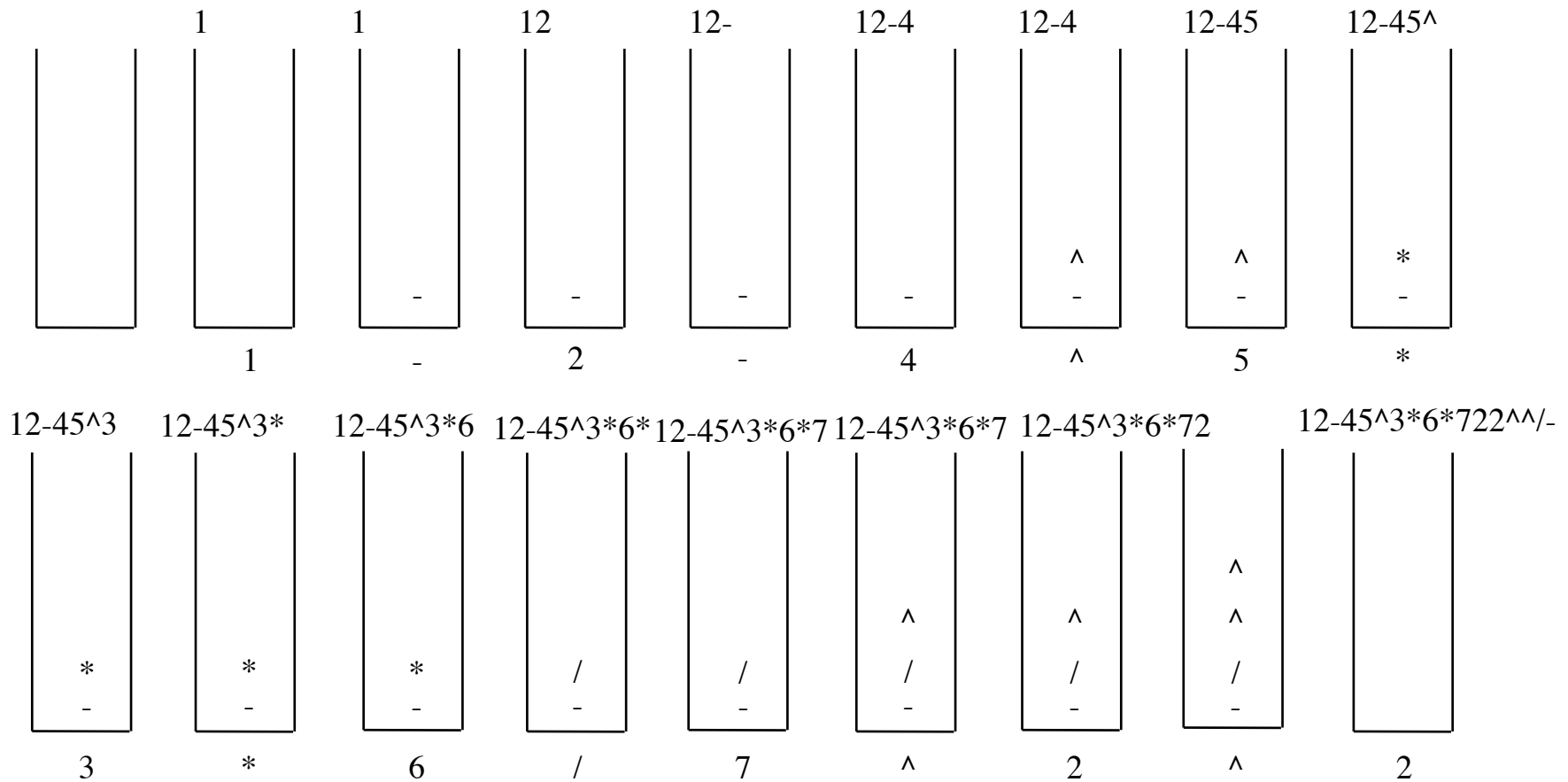
**figure 11.12**

Examples of using associativity to break ties in precedence



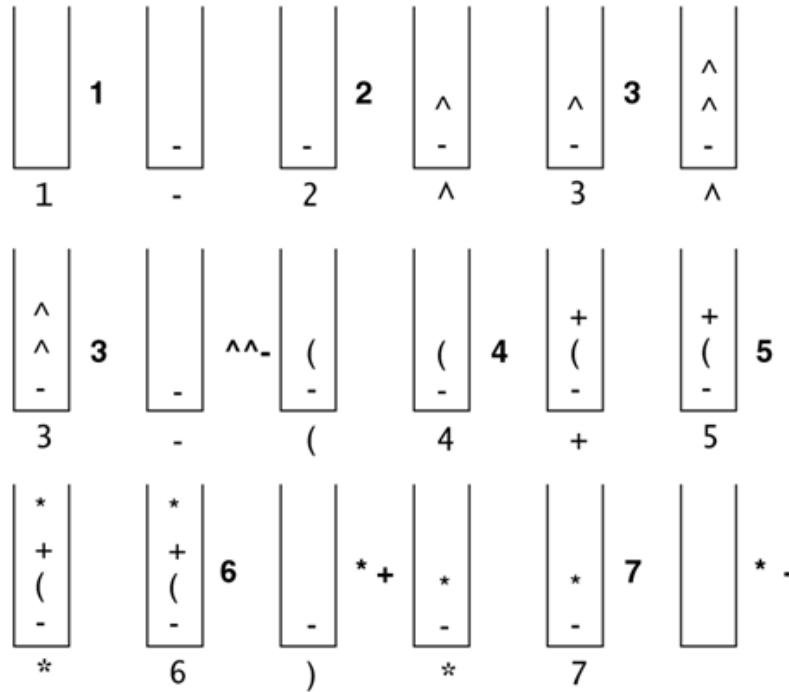
# Conversion from infix to postfix

1 - 2 - 4 ^ 5 \* 3 \* 6 / 7 ^ 2 ^ 2 (infix)



**figure 11.13**  
Infix to postfix  
conversion

*Infix:* 1 - 2 ^ 3 ^ 3 - ( 4 + 5 \* 6 ) \* 7



*Postfix:* 1 2 3 3 ^ ^ - 4 5 6 \* + 7 \* -

```

1 import java.util.Stack;
2 import java.util.StringTokenizer;
3 import java.io.IOException;
4 import java.io.BufferedReader;
5 import java.io.InputStreamReader;
6
7 // Evaluator class interface: evaluate infix expressions.
8 //
9 // CONSTRUCTION: with a String
10 //
11 // *****PUBLIC OPERATIONS*****
12 // long getValue( ) --> Return value of infix expression
13 // *****ERRORS*****
14 // Some error checking is performed
15
16 public class Evaluator
17 {
18     private static class Precedence
19     { /* Figure 11.20 */ }
20     private static class Token
21     { /* Figure 11.15 */ }
22     private static class EvalTokenizer
23     { /* Figure 11.15 */ }
24
25     public Evaluator( String s )
26     {
27         opStack = new Stack<Integer>( ); opStack.push( EOL );
28         postfixStack = new Stack<Long>( );
29         str = new StringTokenizer( s, "+*-/^( ) ", true );
30     }
31     public long getValue( )
32     { /* Figure 11.17 */ }
33
34     private Stack<Integer> opStack; // Operator stack for conversion
35     private Stack<Long> postfixStack; // Stack for postfix machine
36     private StringTokenizer str; // StringTokenizer stream
37
38     private void processToken( Token lastToken )
39     { /* Figure 11.21 */ }
40     private long getTop( )
41     { /* Figure 11.18 */ }
42     private void binaryOp( int topOp )
43     { /* Figure 11.19 */ }
44 }

```

**figure 11.14**

The Evaluator class skeleton

**figure 11.15**

The Token and  
EvalTokenizer nested  
classes

```
1 private static class Token
2 {
3     public Token( )
4         { this( EOL ); }
5     public Token( int t )
6         { this( t, 0 ); }
7     public Token( int t, long v )
8         { type = t; value = v; }
9
10    public int getType( )
11        { return type; }
12    public long getValue( )
13        { return value; }
14
15    private int type = EOL;
16    private long value = 0;
17 }
18
19 private static class EvalTokenizer
20 {
21     public EvalTokenizer( StringTokenizer is )
22         { str = is; }
23
24     /**
25      * Find the next token, skipping blanks, and return it.
26      * For VALUE token, place the
27      * processed value in currentValue.
28      * Print error message if input is unrecognized.
29      */
30     public Token getToken( )
31         { /* Figure 11.16 */ }
32
33     private StringTokenizer str;
34 }
```

```

1      /**
2      * Find the next token, skipping blanks, and return it.
3      * For VALUE token, place the processed value in currentValue.
4      * Print error message if input is unrecognized.
5      */
6      public Token getToken( )
7      {
8          long theValue;
9
10         if( !str.hasMoreTokens( ) )
11             return new Token( );
12
13         String s = str.nextToken( );
14         if( s.equals( " " ) ) return getToken( );
15         if( s.equals( "^" ) ) return new Token( EXP );
16         if( s.equals( "/" ) ) return new Token( DIV );
17         if( s.equals( "*" ) ) return new Token( MULT );
18         if( s.equals( "(" ) ) return new Token( OPAREN );
19         if( s.equals( ")" ) ) return new Token( CPAREN );
20         if( s.equals( "+" ) ) return new Token( PLUS );
21         if( s.equals( "-" ) ) return new Token( MINUS );
22
23         try
24             { theValue = Long.parseLong( s ); }
25         catch( NumberFormatException e )
26             {
27             System.err.println( "Parse error" );
28             return new Token( );
29         }
30
31         return new Token( VALUE, theValue );
32     }

```

**figure 11.16**

The `getToken` routine for returning the next token in the input stream

**figure 11.17**

The `getValue` routine for reading and processing tokens and then returning the item at the top of the stack

```
1  /**
2  * Public routine that performs the evaluation.
3  * Examine the postfix machine to see if a single result is
4  * left and if so, return it; otherwise print error.
5  * @return the result.
6  */
7  public long getValue( )
8  {
9      EvalTokenizer tok = new EvalTokenizer( str );
10     Token lastToken;
11
12     do
13     {
14         lastToken = tok.getToken( );
15         processToken( lastToken );
16     } while( lastToken.getType( ) != EOL );
17
18     if( postfixStack.isEmpty( ) )
19     {
20         System.err.println( "Missing operand!" );
21         return 0;
22     }
23
24     long theResult = postFixTopAndPop( );
25     if( !postfixStack.isEmpty( ) )
26         System.err.println( "Warning: missing operators!" );
27
28     return theResult;
29 }
```

**figure 11.18**

The routines for  
popping the top item  
in the postfix stack

```
1      /*
2      * topAndPop the postfix machine stack; return the result.
3      * If the stack is empty, print an error message.
4      */
5      private long postfixPop( )
6      {
7          if ( postfixStack.isEmpty( ) )
8          {
9              System.err.println( "Missing operand" );
10             return 0;
11         }
12         return postfixStack.pop( );
13     }
```

```

1  /**
2  * Process an operator by taking two items off the postfix
3  * stack, applying the operator, and pushing the result.
4  * Print error if missing closing parenthesis or division by 0.
5  */
6  private void binaryOp( int topOp )
7  {
8      if( topOp == OPAREN )
9      {
10         System.err.println( "Unbalanced parentheses" );
11         opStack.pop( );
12         return;
13     }
14     long rhs = postfixPop( );
15     long lhs = postfixPop( );
16
17     if( topOp == EXP )
18         postfixStack.push( pow( lhs, rhs ) );
19     else if( topOp == PLUS )
20         postfixStack.push( lhs + rhs );
21     else if( topOp == MINUS )
22         postfixStack.push( lhs - rhs );
23     else if( topOp == MULT )
24         postfixStack.push( lhs * rhs );
25     else if( topOp == DIV )
26         if( rhs != 0 )
27             postfixStack.push( lhs / rhs );
28         else
29             {
30                 System.err.println( "Division by zero" );
31                 postfixStack.push( lhs );
32             }
33     opStack.pop( );
34 }

```

**figure 11.19**

The BinaryOp routine for applying topOp to the postfix stack



**figure 11.20**

Table of precedences  
used to evaluate an  
infix expression

```
1 private static final int EOL = 0;
2 private static final int VALUE = 1;
3 private static final int OPAREN = 2;
4 private static final int CPAREN = 3;
5 private static final int EXP = 4;
6 private static final int MULT = 5;
7 private static final int DIV = 6;
8 private static final int PLUS = 7;
9 private static final int MINUS = 8;
10
11 private static class Precedence
12 {
13     public int inputSymbol;
14     public int topOfStack;
15
16     public Precedence( int inSymbol, int topSymbol )
17     {
18         inputSymbol = inSymbol;
19         topOfStack = topSymbol;
20     }
21 }
22
23 // precTable matches order of Token enumeration
24 private static Precedence [ ] precTable =
25 {
26     new Precedence( 0, -1 ), // EOL
27     new Precedence( 0, 0 ), // VALUE
28     new Precedence( 100, 0 ), // OPAREN
29     new Precedence( 0, 99 ), // CPAREN
30     new Precedence( 6, 5 ), // EXP
31     new Precedence( 3, 4 ), // MULT
32     new Precedence( 3, 4 ), // DIV
33     new Precedence( 1, 2 ), // PLUS
34     new Precedence( 1, 2 ) // MINUS
35 }
```

```

1  /**
2  * After a token is read, use operator precedence parsing
3  * algorithm to process it; missing opening parentheses
4  * are detected here.
5  */
6  private void processToken( Token lastToken )
7  {
8      int topOp;
9      int lastType = lastToken.getType( );
10
11     switch( lastType )
12     {
13     case VALUE:
14         postfixStack.push( lastToken.getValue( ) );
15         return;
16
17     case CPAREN:
18         while( ( topOp = opStack.peek( ) ) != OPAREN && topOp != EOL )
19             binaryOp( topOp );
20         if( topOp == OPAREN )
21             opStack.pop( ); // Get rid of opening parenthesis
22         else
23             System.err.println( "Missing open parenthesis" );
24         break;
25
26     default: // General operator case
27         while( precTable[ lastType ].inputSymbol <=
28             precTable[ topOp = opStack.peek( ) ].topOfStack )
29             binaryOp( topOp );
30         if( lastType != EOL )
31             opStack.push( lastType );
32         break;
33     }
34 }

```

**figure 11.21**

The processToken routine for processing lastToken, using the operator precedence parsing algorithm

**figure 11.22**

A simple main for  
evaluating  
expressions  
repeatedly


```
1  /**
2   * Simple main to exercise Evaluator class.
3   */
4  public static void main( String [ ] args )
5  {
6      String str;
7      BufferedReader in = new BufferedReader(
8                          new InputStreamReader( System.in ) );
9
10     try
11     {
12         System.out.println( "Enter expressions, 1 per line:" );
13         while( ( str = in.readLine( ) ) != null )
14         {
15             System.out.println( "Read: " + str );
16             Evaluator ev = new Evaluator( str );
17             System.out.println( ev.getValue( ) );
18             System.out.println( "Enter next expression:" );
19         }
20     }
21     catch( IOException e ) { e.printStackTrace( ); }
22 }
```

# Parsing

**Parsing** or **syntactic analysis** is the process of analyzing a string of symbols, either in natural language or in computer languages, according to the rules of a formal grammar



# Example problem



Objective:

A program for reading and evaluating arithmetic expressions.

We solve an easier problem first:

Read a string and check that it is a legal arithmetic expression.



# Grammar for arithmetic expressions

Use a *grammar* to specify legal arithmetic expressions:

$$\begin{aligned} \langle expression \rangle & ::= \langle term \rangle \mid \\ & \quad \langle term \rangle + \langle expression \rangle \mid \\ & \quad \langle term \rangle - \langle expression \rangle \\ \langle term \rangle & ::= \langle factor \rangle \mid \\ & \quad \langle factor \rangle * \langle term \rangle \mid \\ & \quad \langle factor \rangle / \langle term \rangle \\ \langle factor \rangle & ::= \langle number \rangle \mid \\ & \quad (\langle expression \rangle) \end{aligned}$$

The grammar is defined by **production rules** that consist of

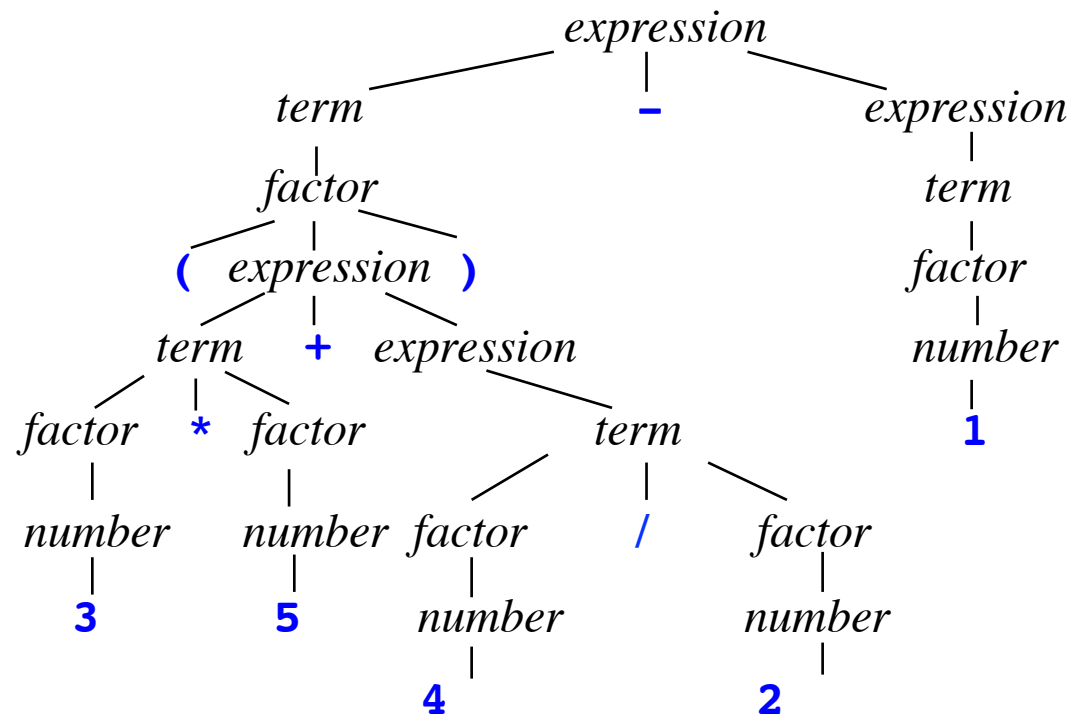
- (1) *nonterminal* symbols: *expression*, *term*, *factor*, and *number*
- (2) *terminal* symbols: +, -, \*, /, (, ), and digits
- (3) *meta-symbols*: ::=, <, >, and |

# Syntax trees

A string is an arithmetic expression if it is possible – using the production rules – to *derive* the string from  $\langle expression \rangle$ .

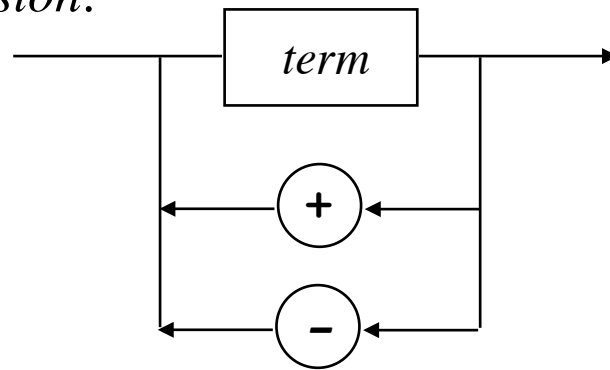
In each step of a derivation we replace a nonterminal symbol with one of the alternatives of the right hand side of its rule.

*Syntax tree* for  $(3 * 5 + 4 / 2) - 1$

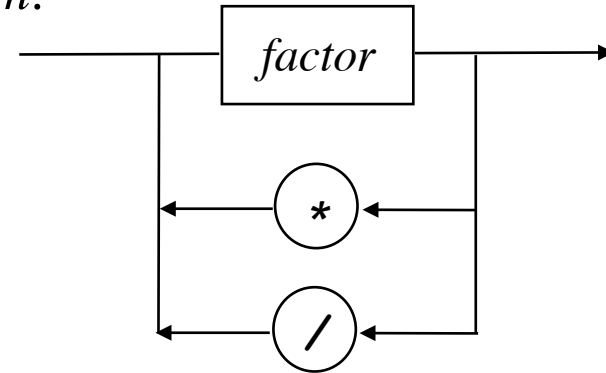


# Syntax diagrams

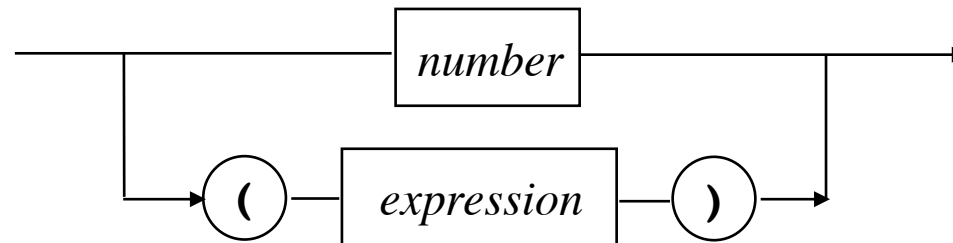
*expression:*



*term:*



*factor:*







# Syntax analysis by recursive descent

A Java program for syntax analysis may be constructed directly from the syntax diagrams.

```
void expression() {  
    term();  
    while (token == PLUS || token == MINUS)  
        { getToken(); term(); }  
}
```

```
static final int PLUS    = 1, MINUS = 2,  
                MULT    = 3, DIV    = 4,  
                LPAR    = 5, RPAR    = 6,  
                NUMBER  = 7, EOS    = 8;  
  
int token;
```

```
void term() {
    factor();
    while (token == MULT || token == DIV)
        { getToken(); factor(); }
}
```

```
void factor() {
    if (token == NUMBER)
        ;
    else if (token == LPAR) {
        getToken();
        expression();
        if (token != RPAR)
            error("missing right parenthesis");
    } else
        error("illegal factor: " + token);
    getToken();
}
```

```
StringTokenizer str;
```

```
void parse(String s) {  
    str = new StringTokenizer(s, "+-*/() ", true);  
    getToken();  
    expression();  
}
```

Example of call:

```
parse(" (3*5+4/2)-1 ");
```

```
void getToken() {
    String s;
    try {
        s = str.nextToken();
    } catch (NoSuchElementException e) {
        token = EOS;
        return;
    }
    if (s.equals(" ")) getToken();
    else if (s.equals("+")) token = PLUS;
    else if (s.equals("-")) token = MINUS;
    else if (s.equals("*")) token = MULT;
    else if (s.equals("/")) token = DIV;
    else if (s.equals("(")) token = LPAR;
    else if (s.equals(")")) token = RPAR;
    else {
        try {
            Double.parseDouble(s);
            token = NUMBER;
        } catch (NumberFormatException e)
            { error("number expected"); }
    }
}
```

# Evaluation of arithmetic expressions

Evaluation may be achieved by few simple changes of the syntax analysis program.

Each analysis method should return its corresponding value (instead of `void`).

```
double valueOf(String s) {  
    str = new StringTokenizer(s, "+-*/( ) ", true);  
    getToken();  
    return expression();  
}
```

Example of call:

```
double result = valueOf("(3*5+4/2)-1");
```

```
double expression() {  
    double v = term();  
    while (token == PLUS || token == MINUS)  
        if (token == PLUS)  
            { getToken(); v += term(); }  
        else  
            { getToken(); v -= term(); }  
    return v;  
}
```

```
double term() {  
    double v = factor();  
    while (token == MULT || token == DIV)  
        if (token == MULT)  
            { getToken(); v *= factor(); }  
        else  
            { getToken(); v /= factor(); }  
    return v;  
}
```

```
double factor() {  
    double v;  
    if (token == NUMBER)  
        v = value;  
    else if (token == LPAR) {  
        getToken();  
        v = expression();  
        if (token != RPAR)  
            error("missing right parenthesis");  
    } else  
        error("illegal factor: " + token);  
    getToken();  
    return v;  
}
```

```
double value;
```

```

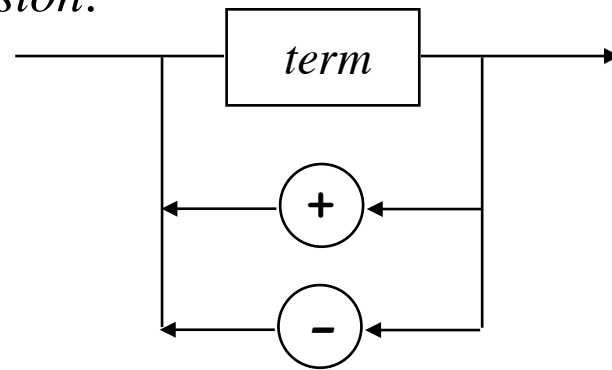
void getToken() {
    String s;
    try {
        s = str.nextToken();
    } catch(NoSuchElementException e) {
        token = EOS;
        return;
    }
    if (s.equals(" ")) getToken();
    else if (s.equals("+")) token = PLUS;
    else if (s.equals("-")) token = MINUS;
    else if (s.equals("*")) token = MULT;
    else if (s.equals("/")) token = DIV;
    else if (s.equals("(")) token = LPAR;
    else if (s.equals(")")) token = RPAR;
    else {
        try {
            value = Double.parseDouble(s);
            token = NUMBER;
        } catch(NumberFormatException e)
            { error("number expected"); }
    }
}

```

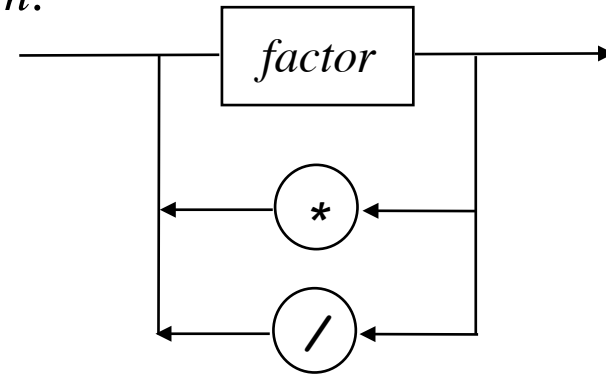


# Syntax diagrams with $\wedge$

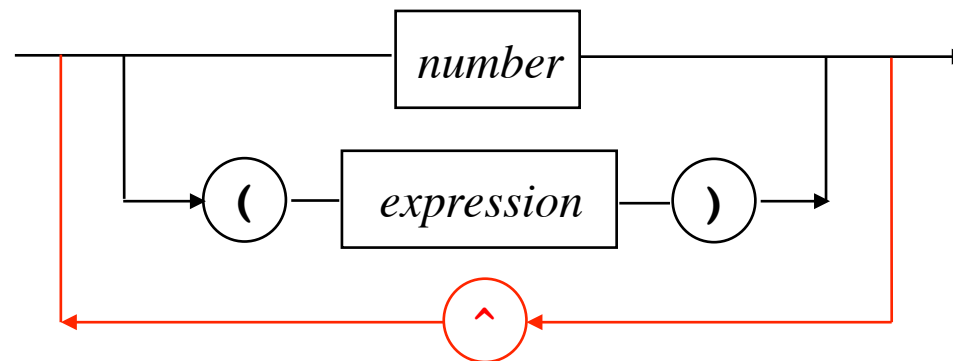
*expression:*



*term:*



*factor:*



```
double factor() {
    double v;
    if (token == NUMBER)
        v = value;
    else if (token == LPAR) {
        getToken();
        v = expression();
        if (token != RPAR)
            error("missing right parenthesis");
    } else
        error("illegal factor: " + token);
    getToken();
    if (token == POWER) {
        getToken();
        v = Math.pow(v, factor());
    }
    return v;
}
```